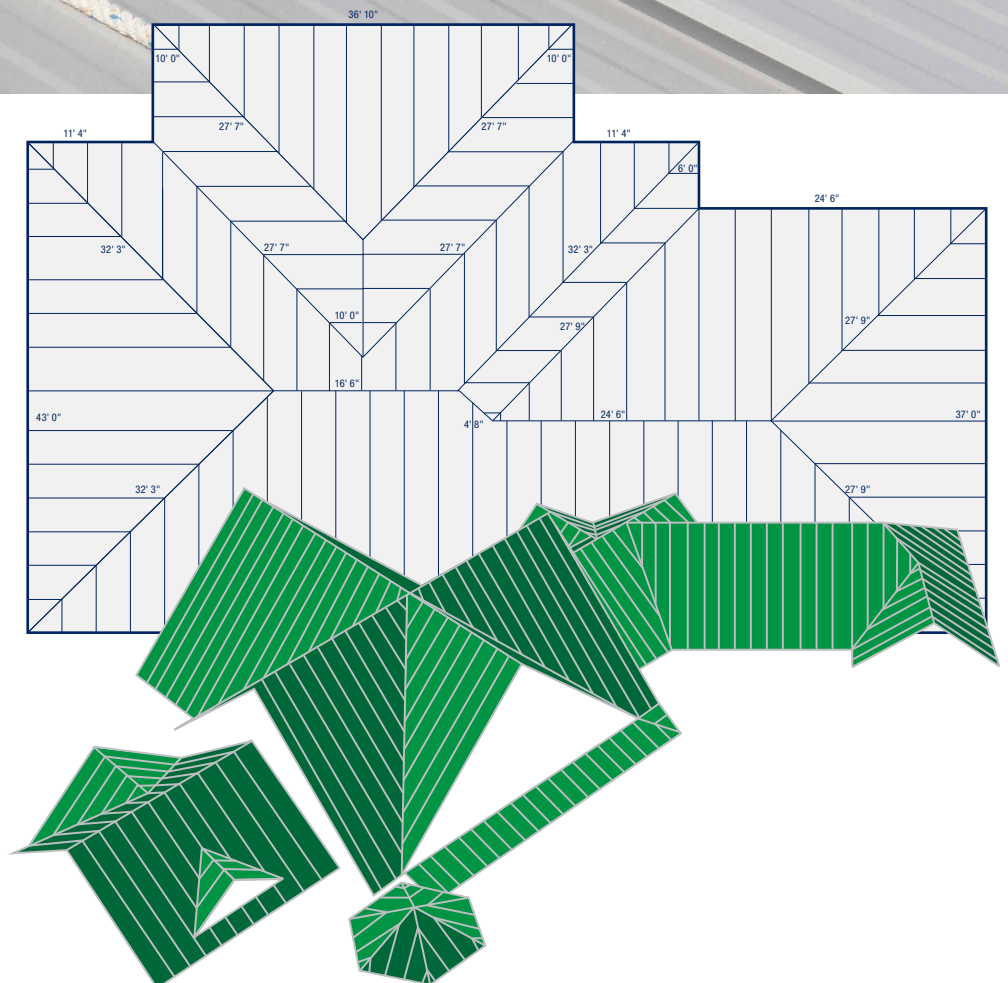


Results That Save You Time And Money

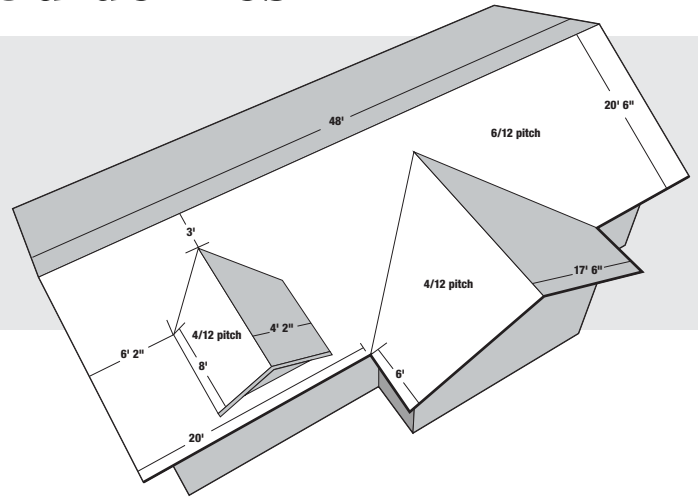
Making it easier than ever to
price metal roofing projects.

- Generate roof estimates in a fraction of the time it takes to do them by hand.
- We provide a full cut-list including trims, accessories and panel lengths, making your estimates as accurate as possible.
- When quality counts, eliminate the guess work.



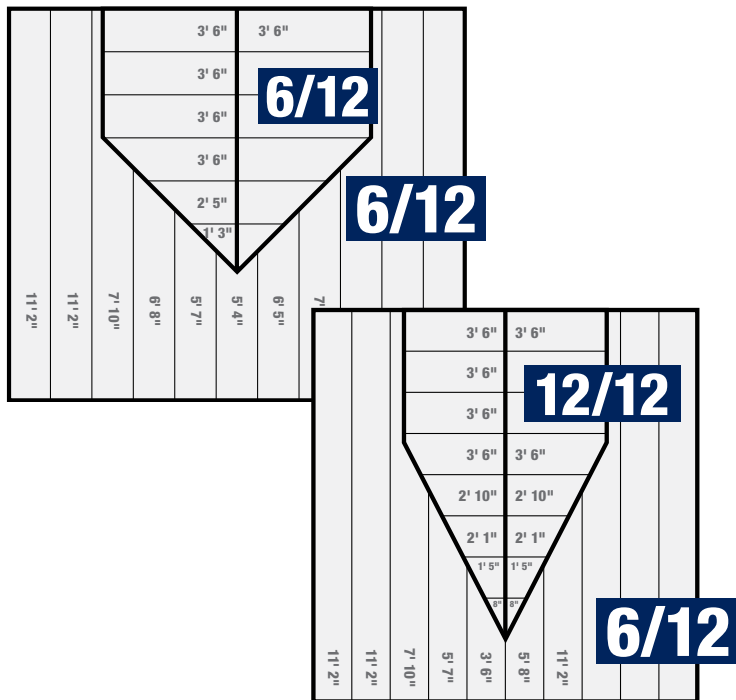
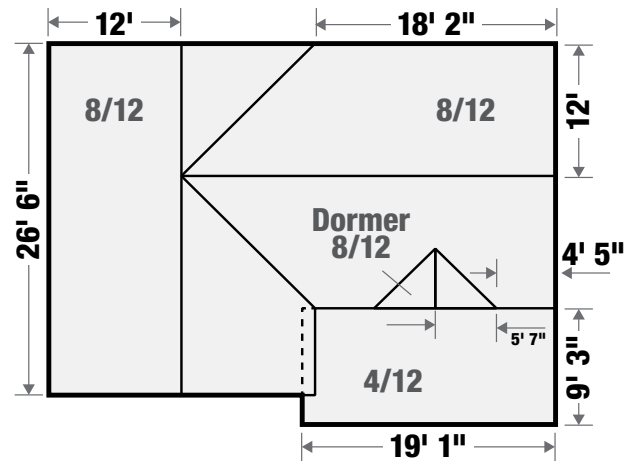
Roof Estimate Request Guidelines

The key to an accurate roof estimate is to start with an accurate measured drawing. At right is a typical residential roof with all the essential measurements. Dormer placement, eave lengths, pitch and rafter lengths all work together to form most any roof project.



Why do you need the pitch?

Rafter length alone is usually not enough to accurately estimate a metal roof. This is because the pitch of each connecting section is what determines all trim needs and panel lengths at valleys and hips. In the drawings (right), the main roof is a 6/12 but the connecting dormer has been figured with a 6/12 and then a 12/12. Notice the rafter lengths stay the same—but the trim and panel lengths at the valleys are obviously different. Finding the pitch of each roof section during that first measurement helps to get the most accurate estimate possible long before it becomes a problem during final installation.



What information should I send?

It's best to send your local ABC service center a 2-dimensional "bird's eye" style roof drawing, (below). Please let us know as much about the project as you can—Does the ridge need venting? What panel profiles would you like quoted? Are there any special items that also need to be priced?



ABCMetalRoofing.com
 Adel, GA 877.595.6604
 Lubbock, TX 877.695.0477
 Memphis, TN 877.774.0157
 Mount Pleasant, IA 877.768.9460
 Nicholasville, KY 877.780.2119
 Oklahoma City, OK 877.795.4399
 Omaha, NE 877.804.3230
 Phoenix, AZ 877.774.6219
 Rome, NY 877.785.0821
 Salt Lake City, UT 877.814.1419

